


AUDIO

Mono Phones into Ref. Audio Input




Stereo Phones into Ref. Audio Input



Mono XLR into Ref. Audio Input



Stereo XLR into Ref. Audio Input




* connection between pins 1 and 3 may have to be dropped with non transformer balanced outputs
(Please refer to your mixer / output device user manual for details)

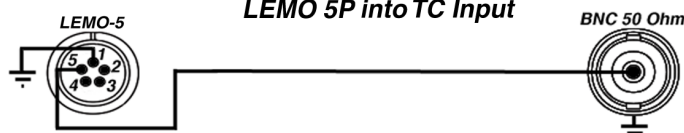
** remove connection between pins 2 and 3 to attenuate signal by 5dB for hot signals

TIMECODE

BNC into TC Input



LEMO 5P into TC Input



All wiring diagrams on this sheet require cable shield to be connected to ground
Only well shielded professional quality cable should be used . Timecode connection should be made with 50 Ohm cable